




**WP 17 (= 22,41 km)**

POS #	DRIVER	TIME	DIFF PREV	DIFF 1ST
1.	 T. NEUVILLE	18:31.3		
2.	 A. MIKKELSEN	18:32.8	+1.5	+1.5
3.	 D. SORDO	18:37.4	+4.6	+6.1
4.	 O. TÄNAK	18:39.4	+2.0	+8.1
5.	 S. OGIER	18:43.3	+3.9	+12.0
6.	 K. MEEKE	18:43.5	+0.2	+12.2
7.	 E. EVANS	18:45.4	+1.9	+14.1
8.	 P. TIDEMAND	18:45.6	+0.2	+14.3
9.	 E. LAPPI	19:01.1	+15.5	+29.8
10.	 O. VEIBY	19:17.3	+16.2	+46.0
11.	 T. SUNINEN	19:23.3	+6.0	+52.0
12.	 D. DOMINGUEZ S.	19:31.0	+7.7	+59.7
13.	 P. HELLER	19:33.5	+2.5	+1:02.2
14.	 A. CANCIO	19:34.9	+1.4	+1:03.6
15.	 G. SABA	19:36.9	+2.0	+1:05.6
16.	 N. SOLANS BALDO	19:43.6	+6.7	+1:12.3
17.	 C. VIDAURRE	20:13.7	+30.1	+1:42.4
18.	 K. AL QASSIMI	20:29.6	+15.9	+1:58.3
19.	 G. GREENSMITH	20:42.0	+12.4	+2:10.7
20.	 S. BIONDI	26:50.9	+6:08.9	+8:19.6

**Gesamt nach WP 17**

POS #	DRIVER	TIME	DIFF PREV	DIFF 1ST
1.	 O. TÄNAK	3:30:24.9		
2.	 T. NEUVILLE	3:31:05.8	+40.9	+40.9
3.	 D. SORDO	3:31:33.9	+28.1	+1:09.0
4.	 S. OGIER	3:32:26.2	+52.3	+2:01.3
5.	 A. MIKKELSEN	3:32:30.0	+3.8	+2:05.1
6.	 E. EVANS	3:33:24.5	+54.5	+2:59.6
7.	 K. MEEKE	3:33:50.1	+25.6	+3:25.2
8.	 E. LAPPI	3:34:50.8	+1:00.7	+4:25.9
9.	 T. SUNINEN	3:35:46.7	+55.9	+5:21.8
10.	 P. TIDEMAND	3:42:02.7	+6:16.0	+11:37.8
11.	 O. VEIBY	3:45:16.8	+3:14.1	+14:51.9
12.	 G. GREENSMITH	3:47:57.2	+2:40.4	+17:32.3
13.	 K. AL QASSIMI	3:50:34.9	+2:37.7	+20:10.0
14.	 A. CANCIO	3:50:35.9	+1.0	+20:11.0
15.	 P. HELLER	3:50:38.9	+3.0	+20:14.0
16.	 D. DOMINGUEZ S.	3:56:11.8	+5:32.9	+25:46.9
17.	 C. VIDAURRE	3:59:18.1	+3:06.3	+28:53.2
18.	 G. SABA	4:03:36.3	+4:18.2	+33:11.4
19.	 N. SOLANS BALDO	4:19:31.2	+15:54.9	+49:06.3
20.	 S. BIONDI	5:18:43.5	+59:12.3	+1:48:18.6