


































## WP 9 (= 16,95 km)

POS #	DRIVER	TIME	DIFF PREV	DIFF 1ST
1.	5  T. NEUVILLE	10:16.4		
2.	7  J. LATVALA	10:17.3	+0.9	+0.9
3.	9  E. LAPPI	10:18.5	+1.2	+2.1
4.	8  O. TÄNAK	10:18.8	+0.3	+2.4
5.	1  S. OGIER	10:20.0	+1.2	+3.6
6.	11  C. BREEN	10:23.3	+3.3	+6.9
7.	6  H. PADDON	10:26.6	+3.3	+10.2
8.	4  A. MIKKELSEN	10:27.3	+0.7	+10.9
9.	10  M. OSTBERG	10:30.4	+3.1	+14.0
10.	36  K. ROVANPERÄ	10:44.3	+13.9	+27.9
11.	31  P. TIDEMAND	10:47.6	+3.3	+31.2
12.	40  S. LEFEBVRE	10:52.9	+5.3	+36.5
13.	32  G. GREENSMITH	10:53.3	+0.4	+36.9
14.	84  T. CAVE	10:56.4	+3.1	+40.0
15.	82  D. BOGIE	11:02.5	+6.1	+46.1
16.	34  F. ANDOLFI	11:06.0	+3.5	+49.6
17.	35  O. VEIBY	11:10.4	+4.4	+54.0
18.	33  L. PIENIAZEK	11:10.5	+0.1	+54.1
19.	37  J. HUTTUNEN	11:10.8	+0.3	+54.4
20.	42  S. TEMPESTINI	11:17.6	+6.8	+1:01.2
21.	41  M. BULACIA WILKINSON	11:23.6	+6.0	+1:07.2
22.	83  R. YATES	11:25.0	+1.4	+1:08.6
23.	85  G. GILL	11:41.7	+16.7	+1:25.3
24.	89  P. NOBRE	11:53.3	+11.6	+1:36.9
25.	38  P. LOUBET	11:57.5	+4.2	+1:41.1
26.	86  A. LAFFEY	12:02.3	+4.8	+1:45.9
27.	87  E. BOLAND	12:34.6	+32.3	+2:18.2
28.	64  T. WILLIAMS	12:43.4	+8.8	+2:27.0
29.	92  S. ROKLAND	12:50.8	+7.4	+2:34.4
30.	91  J. FRANCESCHI	12:51.9	+1.1	+2:35.5
31.	101  F. RETSON	13:13.1	+21.2	+2:56.7
32.	81  M. EDWARDS	13:15.2	+2.1	+2:58.8
33.	88  S. KAKAD	13:15.7	+0.5	+2:59.3
34.	93  J. WILLIAMS	13:17.3	+1.6	+3:00.9
35.	62  E. BRAZZOLI	13:22.9	+5.6	+3:06.5
36.	61  T. LARIO	13:27.2	+4.3	+3:10.8
37.	97  J. MORRISON	13:28.1	+0.9	+3:11.7
38.	100  J. REYNOLDS	13:31.0	+2.9	+3:14.6
39.	105  B. LANG	13:33.1	+2.1	+3:16.7
40.	95  T. JARDINE	13:35.0	+1.9	+3:18.6
41.	104  A. WATERMAN	14:18.4	+43.4	+4:02.0
42.	99  S. PARTRIDGE	14:39.5	+21.1	+4:23.1
43.	108  J. MULHOLLAND	14:57.8	+18.3	+4:41.4
44.	106  S. HIJAZI	16:00.3	+1:02.5	+5:43.9
45.	63  L. COOK	16:39.4	+39.1	+6:23.0
46.	2  E. EVANS	17:16.4	+37.0	+7:00.0
47.	107  N. TEJPAR	17:29.9	+13.5	+7:13.5
48.	39  N. SOLANS	17:44.3	+14.4	+7:27.9
49.	43  E. CAMILLI	17:44.3		+7:27.9
50.	44  C. INGRAM	17:44.3		+7:27.9
51.	102  S. WILKINSON	17:56.4	+12.1	+7:40.0
52.	96  K. HORGAN	19:50.8	+1:54.4	+9:34.4
53.	94  W. CREIGHTON	19:51.9	+1.1	+9:35.5
54.	109  S. SOUTHALL	19:52.2	+0.3	+9:35.8
55.	3  T. SUNINEN	20:16.4	+24.2	+10:00.0
56.	110  I. EVANS	20:28.1	+11.7	+10:11.7
57.	111  N. ANDREW	20:28.1		+10:11.7

## Gesamt nach WP 9 (= 1. Etappe)

POS #	DRIVER	TIME	DIFF PREV	DIFF 1ST
1.	8  O. TÄNAK	1:06:04.3		
2.	5  T. NEUVILLE	1:06:33.1	+28.8	+28.8
3.	7  J. LATVALA	1:06:35.6	+2.5	+31.3
4.	9  E. LAPPI	1:06:40.2	+4.6	+35.9
5.	1  S. OGIER	1:06:42.5	+2.3	+38.2
6.	11  C. BREEN	1:06:53.1	+10.6	+48.8
7.	6  H. PADDON	1:07:10.7	+17.6	+1:06.4
8.	10  M. OSTBERG	1:07:12.7	+2.0	+1:08.4
9.	4  A. MIKKELSEN	1:07:28.6	+15.9	+1:24.3
10.	36  K. ROVANPERÄ	1:09:12.7	+1:44.1	+3:08.4
11.	31  P. TIDEMAND	1:10:11.3	+58.6	+4:07.0
12.	32  G. GREENSMITH	1:10:19.0	+7.7	+4:14.7
13.	84  T. CAVE	1:10:37.1	+18.1	+4:32.8
14.	82  D. BOGIE	1:10:57.1	+20.0	+4:52.8
15.	40  S. LEFEBVRE	1:11:07.8	+10.7	+5:03.5
16.	37  J. HUTTUNEN	1:11:12.7	+4.9	+5:08.4
17.	38  P. LOUBET	1:12:06.5	+53.8	+6:02.2
18.	33  L. PIENIAZEK	1:12:30.2	+23.7	+6:25.9
19.	35  O. VEIBY	1:13:01.4	+31.2	+6:57.1
20.	83  R. YATES	1:13:20.5	+19.1	+7:16.2
21.	41  M. BULACIA WILKINSON	1:14:08.6	+48.1	+8:04.3
22.	42  S. TEMPESTINI	1:15:19.7	+1:11.1	+9:15.4
23.	85  G. GILL	1:15:54.6	+34.9	+9:50.3
24.	34  F. ANDOLFI	1:16:09.8	+15.2	+10:05.5
25.	81  M. EDWARDS	1:16:27.6	+17.8	+10:23.3
26.	86  A. LAFFEY	1:16:34.3	+6.7	+10:30.0
27.	3  T. SUNINEN	1:16:47.3	+13.0	+10:43.0
28.	89  P. NOBRE	1:17:14.2	+26.9	+11:09.9
29.	87  E. BOLAND	1:21:06.0	+3:51.8	+15:01.7
30.	64  T. WILLIAMS	1:21:22.8	+16.8	+15:18.5
31.	93  J. WILLIAMS	1:23:03.9	+1:41.1	+16:59.6
32.	92  S. ROKLAND	1:23:32.9	+29.0	+17:28.6
33.	62  E. BRAZZOLI	1:25:01.1	+1:28.2	+18:56.8
34.	101  F. RETSON	1:25:47.6	+46.5	+19:43.3
35.	88  S. KAKAD	1:25:54.6	+7.0	+19:50.3
36.	100  J. REYNOLDS	1:25:59.9	+5.3	+19:55.6
37.	95  T. JARDINE	1:26:50.2	+50.3	+20:45.9
38.	91  J. FRANCESCHI	1:27:00.8	+10.6	+20:56.5
39.	2  E. EVANS	1:27:10.8	+10.0	+21:06.5
40.	61  T. LARIO	1:28:33.5	+1:22.7	+22:29.2
41.	105  B. LANG	1:28:42.5	+9.0	+22:38.2
42.	63  L. COOK	1:30:28.2	+1:45.7	+24:23.9
43.	99  S. PARTRIDGE	1:30:41.0	+12.8	+24:36.7
44.	39  N. SOLANS	1:31:54.0	+1:13.0	+25:49.7
45.	108  J. MULHOLLAND	1:32:06.2	+12.2	+26:01.9
46.	104  A. WATERMAN	1:32:40.9	+34.7	+26:36.6
47.	102  S. WILKINSON	1:34:20.1	+1:39.2	+28:15.8
48.	107  N. TEJPAR	1:34:45.1	+25.0	+28:40.8
49.	43  E. CAMILLI	1:35:02.3	+17.2	+28:58.0
50.	109  S. SOUTHALL	1:35:24.0	+21.7	+29:19.7
51.	97  J. MORRISON	1:35:44.6	+20.6	+29:40.3
52.	106  S. HIJAZI	1:40:08.9	+4:24.3	+34:04.6
53.	110  I. EVANS	1:41:35.5	+1:26.6	+35:31.2
54.	44  C. INGRAM	1:51:54.6	+10:19.1	+45:50.3
55.	111  N. ANDREW	2:06:12.8	+14:18.2	+1:00:08.5
56.	96  K. HORGAN	2:12:02.9	+5:50.1	+1:05:58.6