






## WP 18

1.	5	 T. NEUVILLE	13:00.1		
2.	3	 E. EVANS	13:01.4	+1.3	+1.3
3.	2	 O. TANAK	13:02.8	+1.4	+2.7
4.	1	 S. OGIER	13:04.3	+1.5	+4.2
5.	10	 J. LATVALA	13:08.5	+4.2	+8.4
6.	8	 C. BREEN	13:15.2	+6.7	+15.1
7.	14	 M. OSTBERG	13:19.3	+4.1	+19.2
8.	11	 J. HANNINEN	13:28.0	+8.7	+27.9
9.	6	 D. SORDO	13:45.7	+17.7	+45.6
10.	31	 P. TIDEMAND	13:51.8	+6.1	+51.7
11.	35	 G. SABA RODRIGUEZ	14:13.1	+21.3	+1:13.0
12.	34	 H. PTASZEK	14:13.6	+0.5	+1:13.5
13.	32	 B. GUERRA	14:15.2	+1.6	+1:15.1
14.	36	 J. ALONSO	14:22.9	+7.7	+1:22.8
15.	4	 H. PADDON	15:26.3	+1:03.4	+2:26.2
16.	82	 F. FRISIERO	18:37.5	+3:11.2	+5:37.4
17.	83	 S. BIONDI	21:51.9	+3:14.4	+8:51.8
18.	87	 C. CASTRO	28:25.1	+6:33.2	+15:25.0

## Endstand nach 18 Prüfungen

1.	5	 T. NEUVILLE	3:38:10.6		
2.	3	 E. EVANS	3:38:11.3	+0.7	+0.7
3.	2	 O. TANAK	3:38:40.5	+29.2	+29.2
4.	1	 S. OGIER	3:39:35.3	+54.8	+1:24.7
5.	10	 J. LATVALA	3:39:58.7	+23.4	+1:48.1
6.	4	 H. PADDON	3:45:53.3	+5:54.6	+7:42.7
7.	11	 J. HANNINEN	3:49:27.5	+3:34.2	+11:16.9
8.	6	 D. SORDO	3:52:54.7	+3:27.2	+14:44.1
9.	14	 M. OSTBERG	3:53:21.9	+27.2	+15:14.1
10.	31	 P. TIDEMAND	3:55:42.7	+2:20.8	+17:34.9
11.	36	 J. ALONSO	4:05:54.0	+10:11.3	+27:46.2
12.	32	 B. GUERRA	4:38:48.2	+32:54.2	+1:00:30.4
13.	35	 G. SABA RODRIGUEZ	4:45:57.3	+7:09.1	+1:07:49.5
14.	34	 H. PTASZEK	4:48:10.2	+2:12.9	+1:09:52.4
15.	8	 C. BREEN	5:00:12.1	+12:01.9	+1:22:04.3
16.	82	 F. FRISIERO	5:25:15.5	+25:03.4	+1:47:07.7
17.	87	 C. CASTRO	6:36:35.0	+1:11:19.5	+2:58:27.2
18.	83	 S. BIONDI	7:21:22.7	+44:47.7	+3:43:14.9